

Maintenance & Cleaning

Paint Coatings

Commercial Robotic Automatic
Pool Cleaners

Domestic Robotic Pool Cleaners

Manual Pool Cleaning &
Accessories

Filtration Media

Repairs & Tools

Amenity Cleaning

Maintenance
& Cleaning

Commercial Robotic Automatic Pool Cleaners



Dolphin W20

The Dolphin W 20 is recommended for commercial pools 15m. Advance to thorough and fast automated cleaning of shallow pools, with the only robotic pool cleaner that can work in water that is just 20 cm (8 in) deep. The Dolphin W 20 cleans toddler and paddling pools with standard or beach entry, and decorative pools of any shape. This unique pool cleaner delivers efficient pool cleaning in commercial and public environments.

Scrubs, brushes, vacuums and filters the entire pool floor.

Scanning

Systematic and accurate scanning — Intelligent scanning technology, with a built-in gyro. Flexible navigation for efficient and complete coverage of the pool floor regardless of shape.

Identifies walls and avoids obstacles. Advanced scanning system ensures optimal coverage of the entire pool floor. Gyroscopically tracking system enables accurate and effective scanning. Dual motor manoeuvrability for precise performance. Features obstacle escape. Suitable for beach entry pools.

Specifications:

Cycle Time:	1 – 3 hrs
Cable:	18 m, Swivel on cable
Filtration:	Ultra Fine Filter
Brushes:	2 Active PVC Brushes
Remote Control:	Basic selectable regular/faster cycle time, manual navigation
Weight:	10 kg
Caddy:	No
Warranty:	24 months

Dolphin W20 Code: PCLEMDW20



Dolphin Liberty

Battery-powered cordless robotic pool cleaner recommended for pools up to 15 m & have an irregular shape &/or have in-pool obstacles, such as island, pillars & bridges.

Scanning: – Gyroscopically tracking system enables accurate & effective scanning. Dual motor manoeuvrability for precise performance. Features obstacle escape. Suitable for beach entry pools.

Filtration – Large self contained inner ultra fine Porosity filter bag collects dirt, debris & even fine dust particles. User-friendly top access to the filter bags. User friendly top access to the filter bags.

Specifications:

Cycle Time:	1 / 1.25 / 1.5 hrs
Cable:	2.5 m
Min. working depth:	40 cm
Filtration:	Dual-level filtration for fine & rough dirt
Brushes:	Combination for all terrains or Wonder Brushes
Weight:	13.2 kg
Suction rate:	17 m ³ per hour
Motor unit voltage:	24 VDC
Charger:	Digital switch-mode charger
Caddy:	Included
Warranty:	24 months on all parts 12 months on the battery
Recharge time:	2 – 4 hrs

Dolphin Liberty with Combination Brushes Code: PCLEMD060

Dolphin Liberty with Wonder Brushes Code: PCLEMD065



Dolphin Wave 75

Recommended for commercial pools 10 – 20 m. Scrubs, brushes, vacuums & filters the entire pool floor, walls & waterline. Triple active brushing with patented double speed active brush.

Scanning – Gyroscopically tracking system enables accurate & effective scanning. Dual motor manoeuvrability for precise performance. Features obstacle escape. Suitable for beach entry pools.

Filtration – Large self contained inner ultra fine Porosity filter bag collects dirt, debris & even fine dust particles.

Safety – Motor protection mechanism in case of overload & out of water. Low voltage reduces energy consumption. Auto shut off at end of cycle time.

Specifications:

Cycle Time:	2 / 3 / 4 hrs
Cable:	24 m, Swivel on cable
Min. working depth:	40 cm
Filtration:	Fine Porosity
Brushes:	Combination for all terrain or Wonder Brushes
Remote Control:	Parameters, cleaning programs & manual manoeuvring
Weight:	10.5 kg
Unit Dimensions:	40 x 40 x 28 cm (L x W x H)
Suction rate:	17 m ³ hour
Motor unit voltage:	27 VDC
Power Supply	
Digital switch-mode:	Output <30 VDC, IP 54
Caddy:	Included
Warranty:	24 months on all parts

Dolphin Wave 75 with Combination Brushes Code: PCLEMD075

Dolphin Wave 75 with Wonder Brushes Code: PCLEMD077

Dolphin Wave 100

Recommended for commercial pools 20m – 25 m.
Scrubs, brushes, vacuums & filters the entire pool floor, walls & waterline.

Scanning: – Gyroscopically tracking system enables accurate & effective scanning. Dual motor manoeuvrability for precise performance. Features obstacle escape. Suitable for beach entry pools.

Filtration: – Large self contained inner ultra fine Porosity filter bag collects dirt, debris & even fine dust particles.

Safety: – Motor protection mechanism in case of overload & out of water. Low voltage reduces energy consumption. Auto shut off at end of cycle time.

Specifications:

Cycle Time:	4 / 6 / 8 hrs
Cable:	30 m, Swivel on cable
Filtration:	Dual level filtration
Brushes:	Combination for all terrains or Wonder Brushes
Remote Control:	Parameters, cleaning programs & manual manoeuvring
Weight:	12 kg
Unit Dimensions:	40 x 40 x 28 cm (L x W x H)
Suction rate:	17 m ³ per hour
Motor unit voltage:	27 VDC
Power Supply	
Digital switch-mode:	Output <30 VDC, IP 54
Caddy:	Included
Warranty:	24 months on all parts



Dolphin Wave 100 with Combined Brushes Code: PCLEMD160

Dolphin Wave 100 with Wonder Brushes Code: PCLEMD175

Dolphin Expert Pro

Recommended for commercial pools 25 – 50 m.
Scrubs, brushes, vacuums & filters the entire pool floor, walls & waterline.

Scanning: – Intelligent navigation system ensures thorough coverage of every pool type & shape in minimum time. Features obstacle escape. Suitable for beach entry pools.

Filtration: – Two large self contained ultra fine micronic filter bags collect dirt, debris & even fine dust particles.

Safety: – Motor protection mechanism in case of overload & out of water. Low voltage reduces energy consumption. Auto shut off at end of cycle time.

Specifications:

Cycle Time:	4 / 6 / 8 hrs
Cable:	40 m, Swivel on cable
Filtration:	Dual level filtration for fine & rough dirt
Brushes:	Combination for all terrains
Remote Control:	Parameters, cleaning programs & manual Manoeuvring
Weight:	20 kg
Suction rate:	32 m ³ per hour
Motor unit voltage:	27 VDC
Power Supply	
Digital switch-mode:	Output <30 VDC, IP 54 Full
Caddy:	Included
Warranty:	24 months on all parts



Dolphin Expert Pro with Combined Brushes Code: PCLEMD200

Dolphin Expert Pro with Wonder Brushes Code: PCLEMD250

Dolphin WaveXL

Recommended for commercial pool 25 – 60 m.
Scrubs, brushes, vacuums & filters entire pool floor.

Scanning: – Intelligent navigation system ensures thorough coverage in minimum time. Features obstacle escape. Suitable for beach entry pools.

Brushing: – Active brushing system with rotating brushes designed to brush, scrub & remove dirt & algae from the pool floor, slopes, edges & corners.

Filtration: – High filtration capacity & super suction power through two easy to replace disposable or standard filter bags. User friendly top access to the filter bags.

Dolphin WaveXL – 50 m Code: PCLEMD300

Dolphin WaveXL – 60 m Code: PCLEMD310

Full details and specifications available at our web site.

MMI (Maytronics Machine Interface): – User-friendly control panel enabling control of cycle time, operation delay, navigational & scanning system, diagnosis of technical function & parameters.

Specifications:

Cycle Time:	1 – 8 hrs
Cable:	43 m or 50 m
Filtration:	Triple-level pool filtration option for fine & rough dirt
Brushes:	Add on extra active brush
MMI:	Interactive Digital Interface
Remote Control:	Manual Manoeuvring
Weight:	25 kg
Suction rate	40 m ³ per hour
Power Supply	
Digital switch-mode:	Output <40 VDC
Caddy:	Included
Warranty:	24 months on all parts



Domestic Robotic Pool Cleaners



Dolphin E10

The Dolphin E10 is ideal for small pools up to 8 m in length for above ground pools too.

Pool Coverage – Floor only

Brushing

2 x PVC Active brushes spin at twice the speed of the robot, resulting in enhanced all surface cleaning

Filtration – Easy clean canister

In The Box

Dolphin E10 robot with floating cable

Power supply unit

Documentation

Specifications

Cycle Time: 1.5 hours

Cable length: 12 m with floating cable

Filtration: Easy clean canister

Brushes: PVC

Cleans: Floor

Weight: 6.3 kg

Warranty: 2 year manufacturers warranty (Limited)

Dolphin E10 Domestic Automatic Pool Cleaner – Standard Code: PCLEMD010



Dolphin X25

The Dolphin X25 is ideal for small pools up to 10 m in length.

Pool Coverage – Floor, Walls and Waterline

Mobility System – Standard

Brushing

2 x PVC Active brushes spin at twice the speed of the robot, resulting in enhanced all surface cleaning

Filtration – Easy clean net canister

In The Box

Dolphin E25 robot and floating cable

Power supply unit, Documentation

Specifications

Cycle Time: 2 hours

Cable length: 15 m with float cable & swivel

Filtration: Easy clean net canister

Brushes: PVC

Cleans: Floor and Wall

Suction rate: 5,000 ltr/hr

Beach Entry: Yes

Motor unit voltage: 24 VDC

Weight: .5 kg

Warranty: 2 year manufacturers warranty (Limited)

Dolphin X25 Domestic Automatic Pool Cleaner Code: PCLEMDX25



Dolphin X30

The Dolphin X30 is ideal for pools up to 12 m in length.

Pool Coverage – Floor, Walls and Waterline

Mobility System – Power Stream

Brushing

2 x PVC Active brushes spin at twice the speed of the robot, resulting in enhanced all surface cleaning

Filtration – Easy clean net & choice of ultra-fine filter level

In The Box

Dolphin E30 robot and floating cable

Power supply unit, Documentation

Specifications

Cycle Time: 2 hours

Cable length: 8 m with float cable & swivel

Filtration: Easy clean net & choice of ultra-fine filter level

Brushes: PVC

Cleans: Floor, Walls and Waterline

Suction rate: 15,000 ltr/hr

Beach Entry: Yes

Motor unit voltage: 24 VDC

Weight: 7.5 kg

Warranty: 2 year manufacturers warranty (Limited)

Dolphin X30 Domestic Automatic Pool Cleaner Code: PCLEMDX30

Full details and specifications available at our web site.

Dolphin X40 Plus

The Dolphin X40 Plus is ideal for pools up to 12 m in length.

Pool Coverage – Floor, Walls and Waterline

Mobility System – Power Stream

Brushing

2 x PVC Active brushes spin at twice the speed of the robot, resulting in enhanced all surface cleaning

Filtration – Multi-Layer filter for fine and rough debris

Navigation

MyDolphin Smartphone Remote Control Unit

In The Box

Dolphin E40 robot and floating cable

Power supply unit, Pro Caddy, Documentation

Specifications

Cycle Time: 2 hours

Cable length: 8 m with float cable & swivel

Filtration: Multi-Layer filter for fine & rough debris

Brushes: PVC

Cleans: Floor, Walls and Waterline

Suction rate: 5,000 ltr/hr

Beach Entry: Yes

Motor unit voltage: 24 VDC

Weight: 7.5 kg

Warranty: 2 year manufacturers warranty



Dolphin X40 Plus Domestic Automatic Pool Cleaner Code: PCLEMDX40P

Dolphin Swash CL

Dolphin Swash CL is a cleaning wonder. Recommended for domestic swimming pools up to 12 m.

Scanning: – Efficient scanning & filtering ensures accurate & effective cleaning of any pool shape, type & size. Optimal time division between the walls & the floor ensures the most effective coverage & cleaning of the entire pool.

Brushing: – Scrubs the floor & walls. Vacuums & filters the entire pool.

Filtration: – Filter bag porosity – Ultra fine Micronic filtration. Self contained inner filter bag collects dirt, debris & fine dust particles.

Specifications:

Cycle Time: 2.5 hrs

Cable : 18 m with floating cable

Brushes: PVC or Wonder Brush

Cleans: Floor & Walls

Suction rate: 7,000 ltr/hr

Motor unit voltage: 24 VDC

Power Supply Output: <30 VDC IP54

Digital switch mode

Caddy: Included

Weight: 10 kg

Warranty: 24 months on all parts



Dolphin Swash CL with PVC Brushes Code: PCLEMD020

Dolphin Swash CL with Wonder Brushes Code: PCLEMD025

Dolphin Swash TC Pro

Dolphin Swash TC Pro dual motor has extended maneuvering capabilities for exceptional pool coverage. Recommended for domestic swimming pools up to 15 m.

Scanning – Efficient scanning & filtering ensures accurate & effective cleaning of any pool shape, type & size. Optimal time division between the walls & the floor ensures the most effective coverage & cleaning of the entire pool.

Filtration – Filter Bag porosity – Ultra fine Micronic filtration. Self contained inner filter bag collects dirt, debris & even fine dust particles.

Specifications:

Cycle Time: 1 / 2 / 3 hrs

Cable: 18 m with floating cable

Brushes: PVC or Wonder Brush

Cleans: Floor, Walls & Waterline

Remote Control: Cleaning programs

Suction rate: 7,000 ltr/hr

Motor: Dual Drive

Motor unit voltage: 24 VDC

Power Supply Output: <30 VDC IP54

Digital switch mode

Caddy: Included

Weight: 11 kg

Warranty: 24 months on all parts



Dolphin Swash TC Pro with PVC Brushes Code: PCLEMD030

Dolphin Swash TC Pro with Wonder Brushes Code: PCLEMD035

Full details and specifications available at our web site.

Manual Pool Cleaning & Accessories



Portable Suction Cleaning Unit

The portable suction unit is extremely quiet, economical to run & designed to suit either 40 mm or 50 mm commercial vac hose by using hose fittings. There are two models to choose from, with or without filter. Both units have an GT1200 1200 watt self priming high volume flow rate pump (1 H.P) & a giant plastic removable basket with a clear lid, mounted on a 316 stainless steel trolley fitted with large pneumatic go anywhere tyres. The filter is a C75 cartridge. Available in three phase power option on request.

A. Portable Suction Unit

Code: PCLE5100


B. Portable Suction Unit with filter

Code: PCLE5150

(Hoses & fitting sold separately. We advise using 50 mm hose & fittings)


Fairlock Vac Head

Made of strong plastic & features front & rear flaps which pivot to allow the vac head into the corners, adjustable brush. Replaceable parts are available. Suits 38 mm, 40 mm & 50 mm hose.
460 mm (L) Weight: 2.7 kg
Code: PACC6000



Aussie Gold Vac Head

Made of strong flexible plastic. Fitted with a swivel chromed alloy handle, urethane ball bearing wheels with adjustable height. It is also fitted with bottom scrapers for a better clean. It's fixed wheels makes it suited to a slope. Suits 38 mm, 40 mm & 50 mm hose.
470 mm (L) Weight: 2.8 kg
Code: PACC4000



IQ Suction Hose

IQ Heavy Duty Hose
(cuffs & joiners extra)
20 m x 38 mm
20 m x 51 mm

Code: PHOS54100
Code: PHOS56100



IQ Suction Hose Hose Cuffs

38 mm
51 mm

Code: PHOS58000
Code: PHOS58100



IQ Suction Hose Hose Joiners

38 mm
51 mm

Code: PHOS58105
Code: PHOS58110



PVC Cam Lock Fittings

BSP thread for hoses, vac heads & suction units.

Type F Male Adaptor Male

C. 40 mm

Code: PHOS57520

D. 50 mm

Code: PHOS57500

Type C Female Coupler/ Hose Tail

E. 40 mm

Code: PHOS57525

F. 50 mm

Code: PHOS57510

Bush

G. 50 mm Male x 40 mm Female Code: PHOS57515

Adaptor

H. Type A 50 mm M x 50 mm F Code: PHOS57545



Leaf Shovel

Well suited to commercial use due to its one piece heavy duty construction. Fits telescopic handles. Code: PACC1012



Leaf Rake

A.B.S. plastic. Fits telescopic handles. Code: PCRM754



Leaf Skimmer

A.B.S. plastic. Fits telescopic handles. Code: PCSM756



Curved Brush

Nylon bristle. Fits telescopic handles. 450 mm (L) Code: PCBM418



Algae Brush

Stainless steel bristle. Fits telescopic handles. 225 mm (L) Code: PCBM206



Telescopic Aluminium Handles & Wishbones

I. Handle with Outerlock Cam - 2.44/4.8 m

Code: PHAN51030

J. Handle with Wishbone - 3.66/7.3 m

Code: PHAN51018

J. Handle with Wishbone - 5.0/9.8 m


Code: PHAN51027

K. 3 piece Handle with Wishbone & Outerlock Cam 2.4/4.8/7.2 m

Code: PHAN51035

L. Replacement Wishbone

Code: PCPT813



Filtration Media



Glass Filtration Media

IQ Recycled Glass requires 20% less glass than sand.

- Environmentally friendly
- Eliminates porous bacteria growth inside the tank
- Deep bed filter penetration
- Reduces chemical consumption
- Electrostatic filtration charge for finer filtration
- Water saving properties via less backwashing
- Saves energy via more efficient filtration
- Filters down to approx. 3 microns
- Life expectancy will exceed 10 years

Size:

15 kg Bag Grade 1 Fine

15 kg Bag Grade 2 Course

Code: THERAG6001

Code: THERAG6003



Diatomaceous Earth

For coating DE filter pads.

Diatomaceous Earth (DE filter powder)

Application:

Follow instructions on box or filter manufacturers instructions

Sizes:

4.5 kg ctn

11.3 kg ctn

Code: IQDE4045

Code: IQDE4011

Watercrete

Multi purpose patching cement that sets in five minutes. Underwater, no problem. Bonds to Concrete, Masonry, Wood, Steel & Fibreglass. Suitable for drinking water. Doesn't contain Calcium Chloride. The major advantage of Watercrete is simple, it achieves it's initial set in five minutes, even underwater or in very wet conditions, which makes it extremely convenient & useful product where speed is essential &/or water prevents repairs with ordinary concrete. It has the same strength as concrete & is very simple to use. Just mix Watercrete straight from pack with water until it's like a putty, & it's ready to use.

Initial set 5 minutes. Curing set 15-30 minutes. Compressive strength of 2,000 psi or greater in 24 hours. Maximum strength in 28 days. Non toxic.

750 g Code: TQUIC75

4.5 kg Code: TQUIC45

10 kg Code: TQUIC10



Epoxy Adhesive

High strength structural paste adhesive with medium gap filling capacity. Use it on Concrete, Brick, Masonry, Rubber, Aluminium, Steel, Wood, Laminates, Plastics etc. Set time 35 minutes. 60% of ultimate strength in 24 hours, full cure in 7 days.

Easy to use, mix 2 parts 'A' to one part 'B' by weight or volume, mix & it's ready to use.

Bond tiles underwater, grout bolts & studs, bond old concrete to new concrete, wet or dry, ground it, drill it, saw it or polish it, repair cracks by filling & injection. Great for lane rope anchors & Backstroke Posts.

600 g Code: PP13GP001

1.5 litre Code: PP13GP002

3 litre Code: PP13GP003



Emerkit

A two part easy to use epoxy that can be moulded in virtually any shape. Use it in or out of the water, sets like concrete. Repair pools without emptying the pool. Emerkit has outstanding electrical properties making it an excellent product to use for electrical repairs.

Adheres to Concrete, Metal, Aluminium, Fibreglass, Glass, Timber & most rigid plastics. Repair, build, seal, fill & bond it.

Seals leaks in roofs, windows, pipes, water & fuel tanks.

No drip no fuss. Simply clean, rip, mix & fix. Sets in 2 1/2 hours, full strength in 24 hours. No shrinkage, cleans up with water.

1.2 kg White 8 sets/pack Code: PMRE108



Aqua Fix-It

Underwater epoxy polymer putty is a no mess, non-toxic instant repair system that can be used on a damp, wet or underwater repair situations to build or repair substrates or pipes. Use on metal, fibreglass, concrete, glass, ceramic tile, glass & piping material in fresh or salt water.

Simply cut, clean, mix & apply. Completely cures in 60 minutes. Can be sanded, filed, drilled, machined & painted.

Supplied in a resealable tube.

114 g tube Code: PMRP834



Drum Cap Tap

Allows liquid to be poured without that annoying "glug".

Simply screw on to 15, 20 or 25 litre drums.

Code: IQTC1001



Cap Spanner

Used to remove hard to get off caps, also has a bung screwdriver.

Code: PMVT807



Suction Anchor

Used for the temporary anchoring of inflatables. Can be used on the side or on the bottom of the pool.

Plastic twin 100 mm cups lever action.

Code: PANCHOR



Paint Coatings



Before



After

Swiftvulc Chlorinated Rubber Paint

Swiftvulc Chlorinated Rubber paint is a single pack immersion & protective flexible coating. It has excellent resistance to UV rays. The ease of re-coating, its durability, chemical, mould, algae, fungi & bacterial growth resistance are ideal for many applications including concrete, fibreglass swimming pools, fish ponds, sewage, water treatment plants & reservoirs. Also may be used on some metal applications.

Coverage: 9 square metre's per litre

Available in 1 litre, 4 litres & 20 litres

Colours include:

Pale Blue
Dolphin
Mid Blue
Deep Blue
Black
White
SVX Thinners
Retarder Thinners



Before



After

Swiftvulc SwiftEpoxy High Build 2 Pack Paint

SwiftEpoxy is designed for immersion. It has a hard, smooth gloss surface which compliments the operations of pool cleaning equipment. High build differs from other epoxy paints in that it has fine ceramic particles in it, which gives the surface minute highs & lows allowing for future repaints without sandblasting to get a key. Use as a single coat or double coat system.

Coverage: 8 square metre's per litre

Available in 4 litre packs

Colours:

Glacier Blue
Pacific Blue
Atlantic Blue
Warm White
Black
Abyss
Sea Change
Stone
SVX Thinners
Primer 5 ltr pack

Degreaser

EC-101 degreaser is water based formulated for the removal of grease, oil, body fats, sun tan lotion & other contaminants from the pool surface before painting to aid adhesion. Can be used as a general purpose degreaser for cleaning pathways, garage floors, bathrooms, change rooms, kitchens, engines & machinery. Environmentally friendly. Contains no acids, non-costic & bio-degradable. 5 litre Code: PPAI5300D



Utility Pads

Use to clean & scrub pool walls, floors & public amenities.

White - Fine


Code: CD00DP3

Blue - Medium

Code: CD00DP1

Brown - Coarse

Code: CD00DP2



Utility Pad Holder

Broom handle required

Code: CD00DB

Broom Handles

Broom Handle 1.52 m x 25 mm Code: HBR015225

Broom Handle 1.8 m x 25 mm Code: HBR018225



Utility Pad Holder

H& held

Code: CD00DH



Scrub with Squeegee

A versatile brush squeegee combo. Use to scrub pool grating, tiles & floors then squeegee dry, supplied with handle.

Code: B2491



Rubbish Clean Up Clamp

Pick up rubbish without bending down with the use of the 1 metre long clamps

Code: B010563B



Olympia Rubbish Bin

Polythene rubbish bins resistant to most chemicals & will not rust or corrode from waste food or drink contact. The surfaces are smooth & easy to clean. Small round waste bin with inward dished lid. Ideal for use in & around the pool area or indoor environments.

60 litre capacity.

365 mm^ø x 730 mm (W x H)

Colours: Red, Dark Blue, Light Blue, Dark Grey, Light Grey Yellow or Beige

Code: GBINPLB07



Capricorn Rubbish Bin

An attractive styled rubbish bin of simple open top design with inward dished top. Ideal for use in & around the pool area or indoor environments.

65 litre capacity.

350 mm^ø x 770 mm (W x H)

Colours: Red, Dark Blue, Light Blue, Dark Grey, Light Grey Yellow or Beige

Code: GBINPLB06



