

Maintenance & Cleaning

Paint Coatings

Automatic Pool Cleaners

Manual Pool Cleaning &
Accessories

Repairs & Tools

Swiftvulc Chlorinated Rubber Paint


Swiftvulc Chlorinated Rubber paint is a single pack immersion and protective flexible coating. It has excellent resistance to UV rays. The ease of re-coating, it's durability, chemical, mould, algae, fungi and bacterial growth resistance are ideal for many applications including concrete, fibreglass swimming pools, fish ponds, sewage, water treatment plants and reservoirs. Also may be used on some metal applications.

Coverage: 9 square metre's per litre

Available in 1 litre, 4 litres and 20 litres

Colours include:

- Pale Blue
- Dolphin
- Mid Blue
- Deep Blue
- Black
- White
- SVX Thinners
- Retarder Thinners



Before



After

Swiftvulc SwiftEpoxy High Build 2 Pack Paint

SwiftEpoxy is designed for immersion. It has a hard, smooth gloss surface which compliments the operations of pool cleaning equipment. High build differs from other epoxy paints in that it has fine ceramic particles in it, which gives the surface minute highs and lows allowing for future repaints without sandblasting to get a key. Use as a single coat or double coat system.

Coverage: 8 square metre's per litre

Available in 4 litre packs

Colours:

- Glacier Blue
- Pacific Blue
- Atlantic Blue
- Warm White
- Black
- Abyss
- Sea Change
- Sandstone
- SVX Thinners
- Primer 5 ltr pack



Before



After

Degreaser

EC-101 degreaser is water based formulated for the removal of grease, oil, body fats, sun tan lotion and other contaminants from the pool surface before painting to aid adhesion. Can be used as a general purpose degreaser for cleaning pathways, garage floors, bathrooms, change rooms, kitchens, engines and machinery. Environmentally friendly. Contains no acids, non-costic and bio-degradable.

5 litre Code: PPAIS300D



Automatic Pool Cleaners



Dolphin Dynamic ProX2

Recommended for commercial pools 15m - 25 m.

Scrubs, brushes, vacuums and filters the entire pool-floor, walls and waterline. Save water and energy by reducing the number of required backwashes.

Scanning: - Gyroscopically tracking system enables accurate and effective scanning. Dual motor manoeuvrability for precise performance. Features obstacle escape. Suitable for beach entry pools.

Filtration: - Large self contained inner ultra fine Porosity filter bag collects dirt, debris and even fine dust particles.

Remote Control: - Wireless remote control enables automatic and manual operation - easily select parameters including: Cycle time, Climbing frequency, Pool length, Regular or Ultraclean and Waterline.

Safety: - Motor protection mechanism in case of over load and out of water. Low voltage reduces energy consumption. Features automatic shut off at end of cycle time.

Specifications:

Cycle Time:	4 / 6 / 8 hrs
Cable:	30 m, Swivel on cable prevents cable tangling
Filtration:	Dual level filtration for fine and rough dirt
Brushes:	Combination for all terrains
Remote Control:	Set-up of parameters and cleaning programs, Manual Manoeuvring
Weight:	12 kg
Suction rate	17 m ³ hour
Motor unit voltage:	27 VDC
Power Supply	
- digital switch-mode:	Output <30 VDC, IP 54 Full Filter Bag Indicator, Operation Delay, Water Line Cleaning
Caddy:	Included
Warranty:	24 months on all parts
Code:	PCLEMD100 with Combined Brushes
Code:	PCLEMD150 with Wonder Brushes



Dolphin Expert Pro Gyro

Recommended for commercial pools 25 -50 m.

Scrubs, brushes, vacuums and filters the entire pool-floor, walls and waterline. Save water and energy by reducing the number of required backwashes.

Scanning: - Intelligent navigation system ensures thorough coverage of every pool type and shape in minimum time. Features obstacle escape. Suitable for beach entry pools.

Filtration: - Two large self contained ultra fine micronic filter bags collects dirt, debris and even fine dust particles.

Remote Control: - Remote control for manual navigation and programmable command. Adjustable parameters and cleaning programs – Cycle time, Pool length, Climbing frequency and Regular or Ultraclean.

Safety: - Motor protection mechanism in case of over load and out of water. Low voltage reduces energy consumption. Features automatic shut off at end of cycle time.

Specifications:

Cycle Time:	4 / 6 / 8 hrs
Cable:	40 m, Swivel on cable prevents cable tangling
Filtration:	Dual level filtration for fine and rough dirt
Brushes:	Combination for all terrains
Remote Control:	Set-up of parameters and cleaning programs, Manual Manoeuvring
Weight:	20 kg
Suction rate	32 m ³ hour
Motor unit voltage:	27 VDC
Power Supply	
- digital switch-mode:	Output <30 VDC, IP 54 Full Filter Bag Indicator, Operation Delay, Water Line Cleaning
Caddy:	Included
Warranty:	24 months on all parts
Code:	PCLEMD200 with Combined Brushes
Code:	PCLEMD250 with Wonder Brushes

Dolphin Wave

Recommended for commercial pool 25 - 60 m.

Scrubs, brushes, vacuums and filters the entire pool-floor, walls and waterline. Save water and energy by reducing the number of required backwashes.

Scanning: - Intelligent navigation system ensures thorough coverage of every pool type and shape in minimum time. Features obstacle escape. Suitable for beach entry pools.

Brushing: - Active brushing system with rotating brushes specially designed to brush, scrub and remove dirt and algae from the pool floor, slopes, edges and corners.

Filtration: - High filtration capacity and super suction power of 40 m³/hr through two easy-to-replace disposable or standard filter bags. User-friendly top access to the filter bags.

MMI (Maytronics Machine Interface): - An interactive state-of-the-art MMI digital user-friendly control panel enabling full control of cycle time, operation delay, navigational and logical scanning system, diagnosis of technical function and parameters.

Remote control: - For manual manoeuvring. Self-entry and self-submersion into the pool.

Safety: - Motor protection mechanism in case of over load and out of water. Low voltage reduces energy consumption. Features automatic shut off at end of cycle time.

Specifications:

Cycle Time:	1 - 8 hrs
Cable:	43 m
Filtration:	Dual level filtration for fine and rough dirt
Brushes:	Add-on extra active brush
MMI:	Interactive Digital Interface
Remote Control:	Manual Manoeuvring
Weight:	25 kg
Suction rate	40 m ³ hour
Motor unit voltage	40 VDC
Power Supply	
- digital switch-mode:	Output <40 VDC
Caddy:	Included
Warranty:	24 months on all parts
Code:	PCLEMD300



Manual Pool Cleaning & Accessories



Portable Suction Cleaning Unit

The portable suction unit is designed to suit either 40 mm or 50 mm commercial vac hose by using hose fittings. There are two models to choose from, with or without filter. Both units have an Onga 1100 watt self priming motor (1 ½ H.P) and a large plastic removable basket with a clear lid, mounted on a stainless steel trolley fitted with large pneumatic go anywhere tyres and 2 castors with brakes. The single phase unit has a 20 metre power cable included fitted with an earth leakage breaker and surge protector. Available in single or three phase power options. Three phase units require 20 metre cable and plug code PCLE5210 and circuit breaker code PCLE5205.


A. Portable Suction Unit
 415 litres per minute
 240V Single phase cast iron pump
 415V Three phase cast iron pump
 Code: PCLE5100
 Code: PCLE5200

B. Portable Suction Unit MkII
 320 litres per minute
 240V Single phase heavy duty noryl plastic pump with filter
 415V Three phase heavy duty noryl plastic pump with filter
 Code: PCLE5150
 Code: PCLE5155

Fairlock Vac Head

Made of strong plastic and features front and rear flaps which pivot to allow the vac head into the corners, adjustable brush. Replaceable parts are available. Suits 38 mm, 40 mm and 50 mm hose.

460 mm (L) Weight: 2.7 kg
 Code: PACC6000



Aussie Gold Vac Head

Made of strong flexible plastic. Fitted with a swivel chromed alloy handle, urethane ball bearing wheels with adjustable height. It is also fitted with bottom scrapers for a better clean. Its fixed wheels makes it suited to a slope.

Suits 38 mm, 40 mm and 50 mm hose.

470 mm (L) Weight: 2.8 kg
 Code: PACC4000



G-Vac Suction Hose

G-Vac Heavy Duty Hose
 (cuffs and joiners extra)

15 m x 40 mm
 15 m x 51 mm

Code: PHOS54100
 Code: PHOS56100



G-Vac Hose Cuffs

40 mm
 51 mm

Code: PHOS58000
 Code: PHOS58100



G-Vac Hose Joiners

40 mm
 51 mm

Code: PHOS58105
 Code: PHOS58110



PVC Cam Lock Fittings

BSP thread for hoses, vac heads and suction units.

Type F Male Adaptor Male

C. 40 mm Code: PHOS57520

D. 50 mm Code: PHOS57500

Type C Female Coupler/ Hose Tail

E. 40 mm Code: PHOS57525

F. 50 mm Code: PHOS57510

Bush

G. 50 mm Male x 40 mm Female Code: PHOS57515

Adaptor

H. Type A 50 mm M x 50 mm F Code: PHOS57545



Leaf Shovel

Well suited to commercial use due to its one piece heavy duty construction. Fits telescopic handles. Code: PACC1012



Leaf Rake

A.B.S. plastic. Fits telescopic handles. Code: PCRM754



Leaf Skimmer

A.B.S. plastic. Fits telescopic handles. Code: PCSM756



Aluminium Back Curved Brush

Nylon bristle with an Aluminium back for extra strength. Fits telescopic handles. 460 mm (L) Code: PACC1075



Curved Brush

Nylon bristle. Fits telescopic handles. 450 mm (L) Code: PCBM418



Algae Brush

Stainless steel bristle. Fits telescopic handles. 225 mm (L) Code: PCBM206



Telescopic Aluminium Handles and Wishbones


I. Handle with Outerlock Cam - 2.44/4.8 m Code: PHAN51030

J. Handle with Wishbone - 3.66/7.3 m Code: PHAN51018

J. Handle with Wishbone - 5.0/9.8 m Code: PHAN51027

K. 3 piece Handle with Wishbone and Outerlock Cam 2.4/4.8/7.2 m Code: PHAN51035

L. Replacement Wishbone Code: PCPT813



Repairs & Tools

Watercrete

Multi purpose patching cement that sets in five minutes. Underwater, no problem. Bonds to Concrete, Masonry, Wood, Steel and Fibreglass. Suitable for drinking water. Doesn't contain Calcium Chloride. The major advantage of Watercrete is simple, it achieves it's initial set in five minutes, even underwater or in very wet conditions, which makes it extremely convenient and useful product where speed is essential and/or water prevents repairs with ordinary concrete. It has the same strength as concrete and is very simple to use. Just mix Watercrete straight from pack with water until it's like a putty, and it's ready to use.

Initial set 5 minutes. Curing set 15-30 minutes. Compressive strength of 2,000 psi or greater in 24 hours. Maximum strength in 28 days. Non toxic.

750 g Code: TQUIC75

4.5 kg Code: TQUIC45

20 kg Code: TQUIC25K



Epoxy Adhesive

High strength structural paste adhesive with medium gap filling capacity. Use it on Concrete, Brick, Masonry, Rubber, Aluminium, Steel, Wood, Laminates, Plastics etc. Set time 35 minutes. 60% of ultimate strength in 24 hours, full cure in 7 days. Easy to use, mix 2 parts 'A' to one part 'B' by weight or volume, mix and it's ready to use.

Bond tiles underwater, grout bolts and studs, bond old concrete to new concrete, wet or dry, ground it, drill it, saw it or polish it, repair cracks by filling and injection. Great for lane rope anchors and Backstroke Posts.

600 g Code: PP13GP001

1.5 litre Code: PP13GP002

3 litre Code: PP13GP003



Emerkit

A two part easy to use epoxy that can be moulded in virtually any shape. Use it in or out of the water, sets like concrete. Repair pools without emptying the pool. Emerkit has outstanding electrical properties making it an excellent product to use for electrical repairs.

Adheres to Concrete, Metal, Aluminium, Fibreglass, Glass, Timber and most rigid plastics. Repair, build, seal, fill and bond it.

Seals leaks in roofs, windows, pipes, water and fuel tanks.

No drip no fuss. Simply clean, rip, mix and fix. Sets in 2^{1/2} hours, full strength in 24 hours. No shrinkage, cleans up with water.

1.2 kg White 8 sets/pack Code: PMRE108



Aqua Fix-It

Underwater epoxy polymer putty is a no mess, non-toxic instant repair system that can be used on a damp, wet or underwater repair situations to build or repair substrates or pipes. Use on metal, fibreglass, concrete, glass, ceramic tile, glass and piping material in fresh or salt water.

Simply cut, clean, mix and apply. Completely cures in 60 minutes. Can be sanded, filed, drilled, machined and painted.

Supplied in a resealable tube.

114 g tube Code: PMRP834



Drum Cap Tap

Allows liquid to be poured without that annoying "glug".

Simply screw on to 15, 20 or 25 litre drums.

Code: IQTC1001



Cap Spanner

Used to remove hard to get off caps, also has a bung screwdriver.

Code: PMVT807



Suction Anchor

Used for the temporary anchoring of inflatables.

Can be used on the side or on the bottom of the pool.

Plastic twin 100 mm cups lever action.

Code: PANCHOR



Utility Pads

Use to clean and scrub pool walls, floors and public amenities.

White - Fine Code: CDOODP3
 Blue - Medium Code: CDOODP1
 Brown - Coarse Code: CDOODP2



Utility Pad Holder

Broom handle required Code: CDOODB

Broom Handles

Broom Handle 1.52 m x 25 mm Code: HBR015225
 Broom Handle 1.8 m x 25 mm Code: HBR018225



Utility Pad Holder

Hand held Code: CDOODH



Scrub with Squeegee

A versatile brush squeegee combo. Use to scrub pool grating, tiles and floors then squeegee dry, supplied with handle.

Code: B2491



Rubbish Clean Up Clamp

Pick up rubbish without bending down with the use of the 1 metre long clamps

Code: B010563B



Olympia Rubbish Bin

Polythene rubbish bins resistant to most chemicals and will not rust or corrode from waste food or drink contact. The surfaces are smooth and easy to clean. Small round waste bin with inward dished lid. Ideal for use in and around the pool area or indoor environments.

60 litre capacity.

365 mm^ø x 730 mm (W x H)

Colours: Red, Dark Blue, Light Blue, Dark Grey, Light Grey Yellow or Beige

Code: GBINPLB07



Capricorn Rubbish Bin

An attractive styled rubbish bin of simple open top design with inward dished top. Ideal for use in and around the pool area or indoor environments.

65 litre capacity.

350 mm^ø x 770 mm (W x H)

Colours: Red, Dark Blue, Light Blue, Dark Grey, Light Grey Yellow or Beige

Code: GBINOLB06

